

## How to Create a HawkID for Guest Account Access

1. Invited guests will receive an email after a student initiates the Guest Account invitation on MyUI.


**\*\*If you already have a U of Iowa HawkID – read this message before proceeding with the below steps.\*\***

**If you are a current U of Iowa student or employee, your student should invite you using your U of Iowa email address -- [firstname-lastname@uiowa.edu](mailto:firstname-lastname@uiowa.edu). If you need further assistance, please contact the ITS Help Desk.**

**[its-helpdesk@uiowa.edu](mailto:its-helpdesk@uiowa.edu) or 319-384-4357**

2. Click on the hyperlink in the email to complete the HawkID set-up process.

Invitation to create your HawkID at the University of Iowa

 The University of Iowa <[its-helpdesk@uiowa.edu](mailto:its-helpdesk@uiowa.edu)>  
Wed 2/20/2019 10:36 AM  
Hawk, Herky T

Greetings,

You have been invited to create a HawkID at the University of Iowa by Emily J Austin.


A HawkID is your personal identification and is used to access most online services at the University of Iowa. Your HawkID acts as your username, is unique, and remains with you indefinitely.


Please complete the [HawkID set-up process](#) to create your account.

If you are unable to access the set-up link, navigate to <https://iam.uiowa.edu/accounts/create/>. Your invitation token is LA24LL.

This invitation will expire on 3/6/2019.


If you have any questions, please contact the ITS Help Desk.

 ITS Help Desk  
The University of Iowa  
2800 University Capitol Centre  
319-384-HELP(4357)  
<http://its.uiowa.edu/helpdesk>  
Please tell us how we're doing in a [brief survey](#).



3. Complete this form and click the green “Create your HawkID” button.

**Create your HawkID**



First name

Last name

Birthday

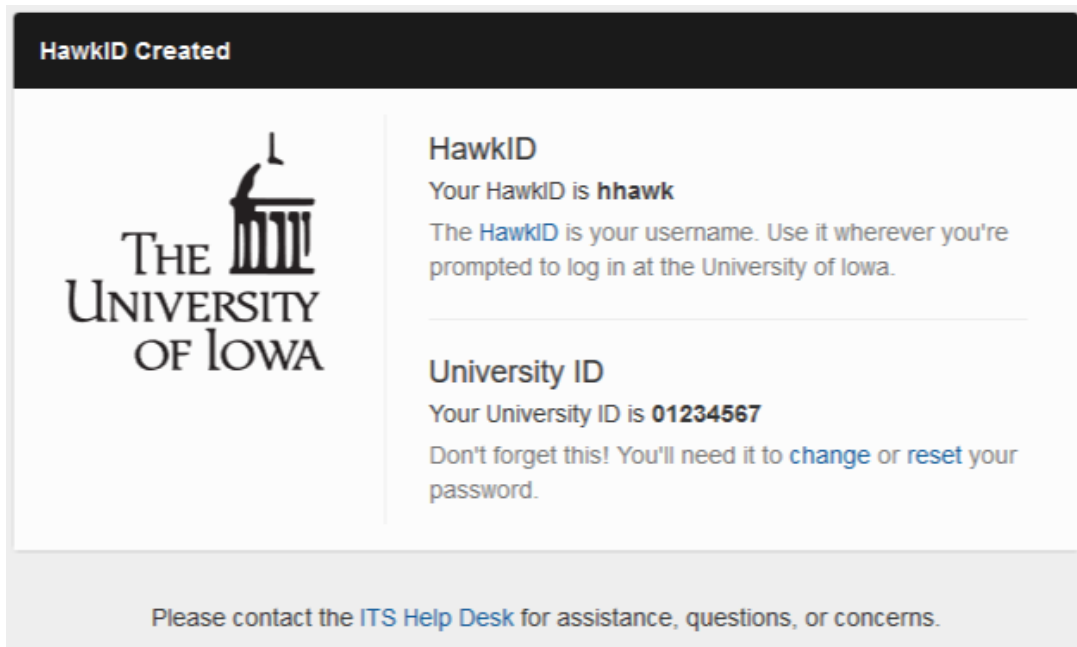
Phone  Home

Password


Confirm Password

[Create your HawkID](#)

4. This screen will be displayed when you have successfully completed the HawkID creation process.



**HawkID Created**

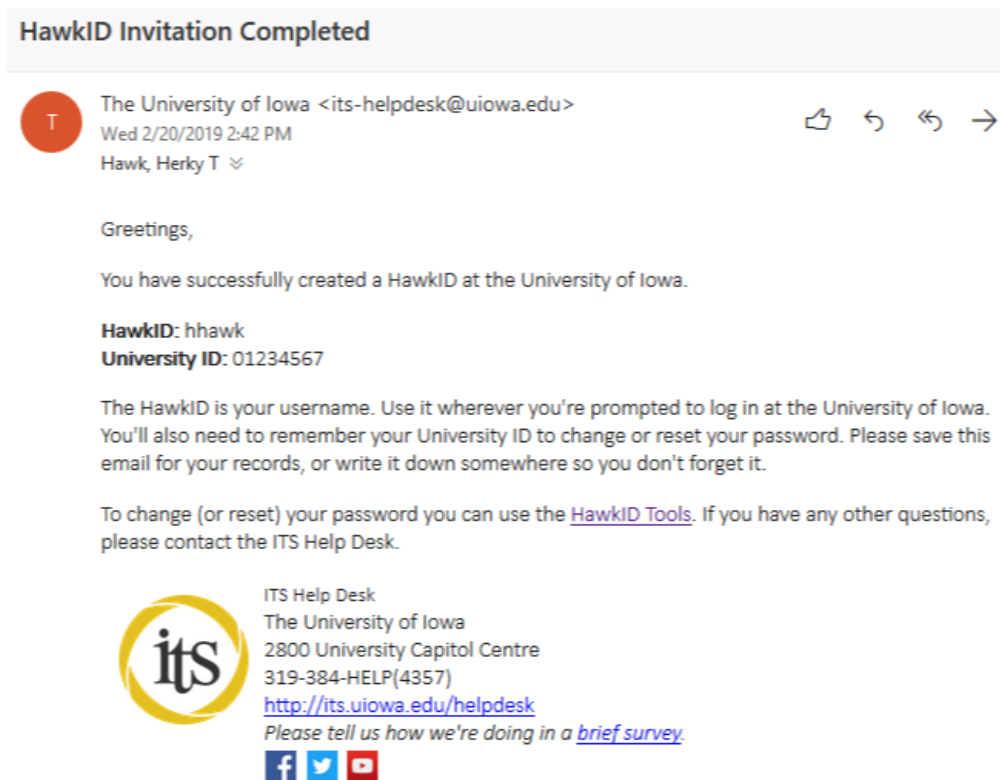


**HawkID**  
Your HawkID is **hhawk**  
The **HawkID** is your username. Use it wherever you're prompted to log in at the University of Iowa.


**University ID**  
Your University ID is **01234567**  
Don't forget this! You'll need it to [change](#) or [reset](#) your password.

Please contact the [ITS Help Desk](#) for assistance, questions, or concerns.

5. You will receive the following confirmation email. Please save this email for future reference.



**HawkID Invitation Completed**

 The University of Iowa <its-helpdesk@uiowa.edu>  
Wed 2/20/2019 2:42 PM  
Hawk, Herky T


Greetings,


You have successfully created a HawkID at the University of Iowa.

**HawkID:** hhawk  
**University ID:** 01234567

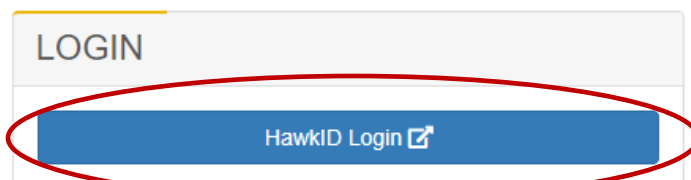
The HawkID is your username. Use it wherever you're prompted to log in at the University of Iowa. You'll also need to remember your University ID to change or reset your password. Please save this email for your records, or write it down somewhere so you don't forget it.

To change (or reset) your password you can use the [HawkID Tools](#). If you have any other questions, please contact the ITS Help Desk.

 ITS Help Desk  
The University of Iowa  
2800 University Capitol Centre  
319-384-HELP(4357)  
<http://its.uiowa.edu/helpdesk>  
Please tell us how we're doing in a [brief survey](#).



6. Navigate to [myui.uiowa.edu](http://myui.uiowa.edu) and login, using your newly assigned HawkID, to access your student's information.



**LOGIN**

[HawkID Login](#)